

## UNIVERSITY SERVICES – FACILITIES MANAGEMENT MONTHLY OPERATIONS SCORECARD







June 2009

**General Indicators:**

All Districts Combined





District Breakdown

	Current Month	Change from Previous Month	Recent Trend	Initial Target	St. Paul	North-West	Health Science	East Bank	Central Svcs.	U&E Admin	Admin
Safety:											
Lost Time Injuries	3	+1		0	0	0	1	2	0	0	0
Safety Meeting Participation	98%	-1%		100%	99%	100%	99%	94%	100%	91%	
Time Lost Sick (% of total time)	3.5%	No Change		3.5%	3.7%	4.2%	4.0%	3.0%	2.5%	0.5%	3.9%
Actionable Alarms	692	-171		925	163	192	199	138			

**Maintenance:**

All Districts Combined



District Breakdown

Performance Statistics	Current Month	Change from Previous Month	Recent Trend	Initial Target	St. Paul	North-West	Health Science	East Bank	Central Svcs.	U&E	Admin
Preventative Maintenance:											
Fire/Life/Safety (FLS)	98%	-1%		100%	93%	100%	100%	100%	100%		
Non-FLS	88%	-6%		85%	98%	91%	81%	84%	100%		
INFORM:											
Completed by due date	76%	-1%		90%	92%	89%	66%	59%	100%		
Completed without changes	56%	+1%		70%	61%	59%	53%	47%	86%		



**Custodial:**

All Districts Combined

District Breakdown

Performance Statistics	Current Month	Change from Previous Month	Recent Trend	Initial Target	St. Paul	North-West	Health Science	East Bank	Central Svcs.	U&E	Admin
Project Maintenance	-	-	-	85%	-	-	-	-			
Custodial Corrections (CCC's):											
Quantity	6	-86		100	1	0	2	3			
Completed in 1 business day	67%	-30%		100%	0%	100%	100%	67%			
Quality Inspections Completed	-	-	-	95%	-	-	-	-			

**Utilities:**

Performance Statistics	Current Month	Change from Previous Month	Recent Trend	Initial Target	Steam/Chilled Water			Electric		
Utility Outages	2	+1		0	1			1		
Preventative Maintenance:										
Fire/Life/Safety (FLS)	100%	+25%		100%	100%			100%		
Non-FLS	86%	No Change		70%	86%			86%		

**Key:**

See [Definitions Document](#) for descriptions of performance measures and specific color code target values.



Met Target



Missed Target



Requires Review

Trend status color indicators – identifies changes from the prior month:

Improvement

No Change

Decline